

67" BECKI FREESTANDING DOUBLE SLIPPER RESIN TUB

Cat. No.
RTSN67



L: 67"
W: 30-3/4"
H: 26"

Water depth: 18" to top of tub
Water depth: 12-3/4" to overflow
Overflow slot length: 3"
Center drain to back of rim: 14"
Bottom of drain to floor: 2"
Bathing well to floor: 3-3/4"

Features:

- ▶ Made of poly-resin blend that is the same color throughout
- ▶ 2" thick at rim
- ▶ Available in Matte or Gloss finish
- ▶ No faucet holes
- ▶ Built-in overflow slot
- ▶ Includes built-in adjusters
- ▶ Includes white pop-up drain
- ▶ Angle slope of tub: 60°
- ▶ Tub is thoroughly inspected before shipment
- ▶ **New:** Air jet system now available, more info on page 2

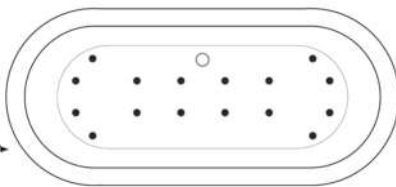
Tub Colors:

WH Matte White
WHGL Gloss White

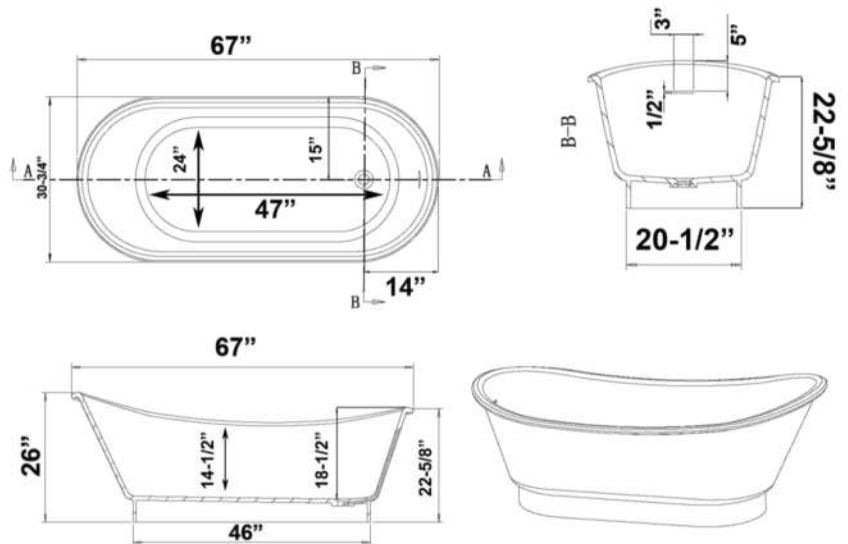
The following is recommended for RTSN67 TUBS:

- Faucet: part #7082 or 7088
- Double offset supplies: part #5576
- Freestanding filler: part #7901, 7922, or 7952
(Supplies included with filler)

Gallon Capacity: 86
Shipping Weight: 240 lbs.
Empty Weight: 304 lbs.
Filled Weight: 1,022 lbs.



(Air jet configuration if system is added,
more info on page 2.)



NEW!

Air jet system
now available

Dimensions of fixture are nominal and specifications subject to change without notice.


09/07/2021

P 847•244•1234

www.barclayproducts.com

BATHTUB AIR JET KIT

Cat. No.
AIR KIT 1, AIR KIT 2



- A** AIR JET - Bottom air jets for maximum bubble action.
- B** BLOWER - The heart of the massage system.
- C** MANIFOLD - Double back flow security prevention device.
- D** FLEXIBLE PVC HOSING - IAPMO certified.
- E** MAIN AIR INTAKE HOSE - High temperature and pressure resistant.

Air Kit is installed in tub before shipment

Features:

- ▶ 750 Watt blower motor operates system
- ▶ 300 Watt air heater warms air
- ▶ System powered by 120V
- ▶ 16 brass air jets placed in bottom of tub
- ▶ Each air jet has 24 holes
- ▶ Air jet caps available in white (AIR KIT 1) or black (AIR KIT 2)
- ▶ Includes 1 1/4" x 3' main air hose plus 1 1/4" x 9' extension hose
- ▶ Automatic system purge after each use
- ▶ Automatic safety timer turns off system after 20 minutes
- ▶ Includes water tight remote control
- ▶ Compatible with most acrylic, copper and resin tubs with no feet
- ▶ Not available with cast iron tubs or tubs with feet

INSIDE TUB VIEW - WILL VARY BY TUB DESIGN




Air Jet




Remote

Oval bathtub
Sample jet configuration




with end drain




with center drain

Rectangular bathtub
Sample jet configuration

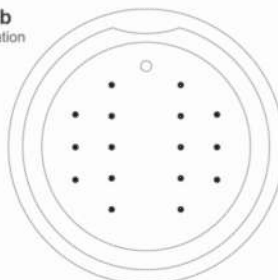


with end drain



with center drain

Round bathtub
Sample jet configuration



These diagrams are general representations.
Jet placement may vary dependent on tub shape

Features:

(16) Maxi Air Jets



Elbows for air jets



Tees for air jets